

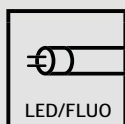
3.2

DELTA



1 TUBO FLUORESCENTE / 1 LAMP / 1 LAMPE

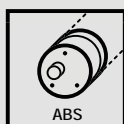
2 TUBOS FLUORESCENTES / 2 LAMPS / 2 LAMPES



LED/FLUO

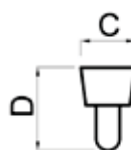
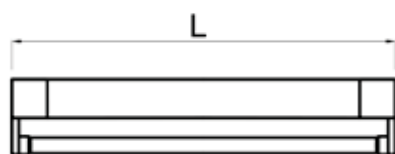


AP/LS/AL



ABS

APLICACIONES INDICADAS / SUITABLE APPLICATIONS / APPLICATIONS APPROPRIÉES



IT - DE



IP 20



EN 60598-1




TUBO FLUORESCENTE / LAMP / LAMPE


T8

Ref.	Potencia Watts <i>Puissance</i>	Equipo Equipment <i>Ballast</i>	L	D	C	Embalaje Packaging <i>Emballage</i>
	(W)		(mm)	(mm)	(mm)	
D0049	1 x 18	■	624	85	60	1
D0050	1 x 36	■	1.233	85	60	1
D0051	1 x 58	■	1.534	85	60	1
D0052	2 x 18	■	624	41	136	1
D0053	2 x 36	■	1.233	41	136	1
D0054	2 x 58	■	1.534	41	136	1

■ **Electrónica / Electronic / Électronique**



1x



2x

3.2

DELTA



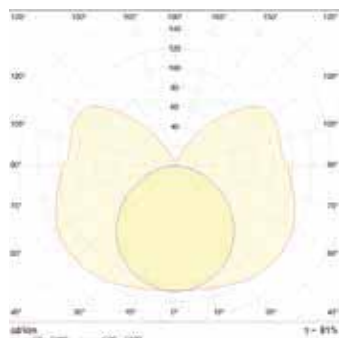
PORTALÁMPARAS DOBLE 2 TUBOS FLUORESCENTES

DOUBLE LAMPHOLDER 2 LAMPS

PORTE LAMPES DOUBLE 2 LAMPES

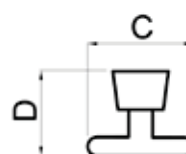
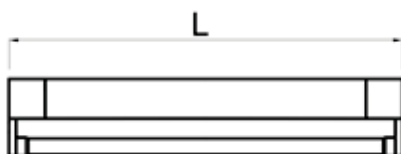
TUBO FLUORESCENTE / LAMP / LAMPE

T8



Ref.	Potencia Watts <i>Puissance</i>	Equipo Equipment <i>Ballast</i>	L	D	C	Embalaje Packaging <i>Emballage</i>
	(W)		(mm)	(mm)	(mm)	
D0152	2 x 18	■	624	85	101	1
D0153	2 x 36	■	1.233	85	101	1
D0154	2 x 58	■	1.534	85	101	1

■ Electrónica / Electronic / *Électronique*





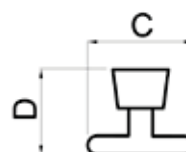
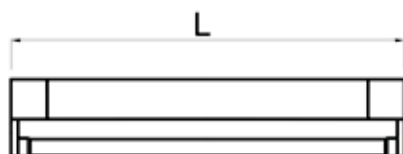
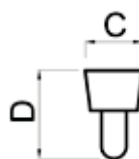

3.2

DELTA



1 TUBO FLUORESCENTE / 1 LAMP / 1 LAMPE


2 TUBOS FLUORESCENTES / 2 LAMPS / 2 LAMPES




TUBO FLUORESCENTE / LAMP / LAMPE

T5

Ref.	Potencia Watts <i>Puissance</i>	Equipo Equipment <i>Ballast</i>	L	D	C	Embalaje Packaging <i>Emballage</i>
	(W)		(mm)	(mm)	(mm)	
D0101	1 x 14	■	587	60	70	1
D0146	1 x 24	■	587	60	70	1
D0102	1 x 21	■	887	60	70	1
D0105	1 x 39	■	887	60	70	1
D0103	1 x 28	■	1.187	60	70	1
D0106	1 x 54	■	1.187	60	70	1
D0104	1 x 35	■	1.487	60	70	1
D0147	1 x 49	■	1.487	60	70	1
D0142	1 x 80	■	1.487	60	70	1
D0107	2 x 14	■	587	41	100	1
D0164	2 x 24	■	587	41	100	1
D0108	2 x 21	■	887	41	100	1
D0111	2 x 39	■	887	41	100	1
D0109	2 x 28	■	1.187	41	100	1
D0112	2 x 54	■	1.187	41	100	1
D0110	2 x 35	■	1.487	41	100	1
D0165	2 x 49	■	1.487	41	100	1
D0143	2 x 80	■	1.487	41	100	1




1x



2x

TUBO FLUORESCENTE / LAMP / LAMPE

T5



Ref.	Potencia Watts <i>Puissance</i>	Equipo Equipment <i>Ballast</i>	L	D	C	Embalaje Packaging <i>Emballage</i>
	(W)		(mm)	(mm)	(mm)	
D0261	2 x 14	■	587	41	100	1
D0269	2 x 24	■	587	41	100	1
D0263	2 x 21	■	887	41	100	1
D0271	2 x 39	■	887	41	100	1
D0265	2 x 28	■	1.187	41	100	1
D0275	2 x 54	■	1.187	41	100	1
D0267	2 x 35	■	1.487	41	100	1
D0273	2 x 49	■	1.487	41	100	1
D0277	2 x 80	■	1.487	41	100	1

■ Electrónica / Electronic / *Électronique*

3.2

DELTA



1 TUBO LED / 1 LED TUBE / 1 TUBE LED



2 TUBOS LED / 2 LED TUBES / 2 TUBES LED



2 TUBOS LED (PORTALÁMPARAS DOBLE /
DOUBLE LAMP HOLDER / PORTE LAMPES DOUBLE



TUBO LED / LED TUBE / TUBE LED

T8

Ref.	Longitud Tubo Tube Length Longueur Tube (mm)	L (mm)	D (mm)	C (mm)	Embalaje Packaging Emballage
D0049L	1 x 600	624	83	60	1
D0055L	1 x 900	928	83	60	1
D0050L	1 x 1.200	1.233	83	60	1
D0051L	1 x 1.500	1.534	83	60	1
D0052L	2 x 600	624	41	136	1
D0056L	2 x 900	928	41	136	1
D0053L	2 x 1.200	1.233	41	136	1
D0054L	2 x 1.500	1.534	41	136	1

IP20

CE

EN 60598-1

TUBOS LED (PORTALÁMPARAS DOBLE / DOUBLE LAMP HOLDER / PORTE LAMPES DOUBLE

T8

Ref.	Longitud Tubo Tube Length Longueur Tube	L	D	C	Embalaje Packaging Emballage
	(mm)	(mm)	(mm)	(mm)	
D0152L	600	624	85	101	1
D0156L	900	928	85	101	1
D0153L	1.200	1.233	85	101	1
D0154L	1.500	1.534	85	101	1

VERSIÓN CONEXIÓN RÁPIDA / QUICK CONNECTION / CONNECTION RAPIDE



Con reflector de aluminio brillante
With glossy aluminium reflector
Avec réflecteur en aluminium brillant



Posición final
Final position
Position finale

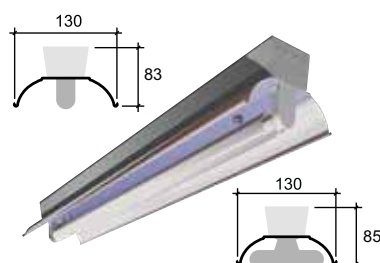


Ref.	D0187	D0188	D0190
	Conexión rápida Quick connection Connexion rapide	Interconector macho hembra Male-female interconnector Interconnecteur mâle-femelle	Cable de conexión Connection cable Connexion par câble

3.2


REFLECTORES REFLECTORS / RÉFLECTEURS

SIMÉTRICO 1 TUBO Y PORTALÁMPARAS DOBLE G13 SYMMETRICAL 1 LAMP AND DOUBLE LAMPHOLDER G13 SYMÉTRIQUE 1 LAMPE ET PORTE LAMPES DOUBLE G13



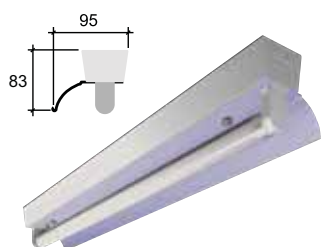
Ref.	Potencia Watts <i>Puissance</i>		L	D	Embalaje Packaging <i>Emballage</i>
	(W)		(mm)	(mm)	
T8					
DA400	15	Chapa / Steel / <i>Acier</i>	471	130	1
DA4A0	15	Aluminio / Aluminium	471	130	1
DA100	18	Chapa / Steel / <i>Acier</i>	624	130	1
DA1A0	18	Aluminio / Aluminium	624	130	1
DA600	30	Chapa / Steel / <i>Acier</i>	928	130	1
DA6A0	30	Aluminio / Aluminium	928	130	1
DA200	36	Chapa / Steel / <i>Acier</i>	1233	130	1
DA2A0	36	Aluminio / Aluminium	1233	130	1
DA300	58	Chapa / Steel / <i>Acier</i>	1534	130	1
DA3A0	58	Aluminio / Aluminium	1534	130	1
T5					
DE100	14-24	Chapa / Steel / <i>Acier</i>	587	130	1
DE1A0	14-24	Aluminio / Aluminium	587	130	1
DE200	21-39	Chapa / Steel / <i>Acier</i>	857	130	1
DE2A0	21-39	Aluminio / Aluminium	857	130	1
DE300	28-54	Chapa / Steel / <i>Acier</i>	1187	130	1
DE3A0	28-54	Aluminio / Aluminium	1187	130	1
DE400	35-49-80	Chapa / Steel / <i>Acier</i>	1487	130	1
DE4A0	35-49-80	Aluminio / Aluminium	1487	130	1

SIMÉTRICO 2 TUBOS / SYMMETRICAL 2 LAMPS / SYMÉTRIQUE 2 LAMPES



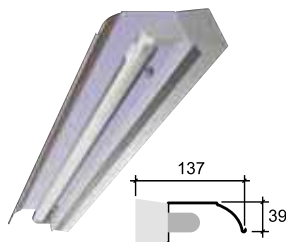
Ref.	Potencia Watts <i>Puissance</i>		L	D	Embalaje Packaging <i>Emballage</i>
	(W)		(mm)	(mm)	
T8					
DB400	15	Chapa / Steel / <i>Acier</i>	471	195	1
DB4A0	15	Aluminio / Aluminium	471	195	1
DB100	18	Chapa / Steel / <i>Acier</i>	624	195	1
DB1A0	18	Aluminio / Aluminium	624	195	1
DB600	30	Chapa / Steel / <i>Acier</i>	928	195	1
DB6A0	30	Aluminio / Aluminium	928	195	1
DB200	36	Chapa / Steel / <i>Acier</i>	1233	195	1
DB2A0	36	Aluminio / Aluminium	1233	195	1
DB300	58	Chapa / Steel / <i>Acier</i>	1534	195	1
DB3A0	58	Aluminio / Aluminium	1534	195	1
T5					
DF100	14-24	Chapa / Steel / <i>Acier</i>	587	195	1
DF1A0	14-24	Aluminio / Aluminium	587	195	1
DF200	21-39	Chapa / Steel / <i>Acier</i>	857	195	1
DF2A0	21-39	Aluminio / Aluminium	857	195	1
DF300	28-54	Chapa / Steel / <i>Acier</i>	1187	195	1
DF3A0	28-54	Aluminio / Aluminium	1187	195	1
DF400	35-49-80	Chapa / Steel / <i>Acier</i>	1487	195	1
DF4A0	35-49-80	Aluminio / Aluminium	1487	195	1

ASIMÉTRICO E / ASYMMETRICAL E / ASYMÉTRIQUE E



Ref.	Potencia Watts <i>Puissance</i>	Material	L	D	Embalaje Packaging <i>Emballage</i>
	(W)		(mm)	(mm)	
T8					
DC400	15	Chapa / Steel / <i>Acier</i>	471	83	1
DC4A0	15	Aluminio / Aluminium	471	83	1
DC100	18	Chapa / Steel / <i>Acier</i>	624	83	1
DC1A0	18	Aluminio / Aluminium	624	83	1
DC600	30	Chapa / Steel / <i>Acier</i>	928	83	1
DC6A0	30	Aluminio / Aluminium	928	83	1
DC200	36	Chapa / Steel / <i>Acier</i>	1233	83	1
DC2A0	36	Aluminio / Aluminium	1233	83	1
DC300	58	Chapa / Steel / <i>Acier</i>	1534	83	1
DC3A0	58	Aluminio / Aluminium	1534	83	1
T5					
DG100	14-24	Chapa / Steel / <i>Acier</i>	587	83	1
DG1A0	14-24	Aluminio / Aluminium	587	83	1
DG200	21-39	Chapa / Steel / <i>Acier</i>	857	83	1
DG2A0	21-39	Aluminio / Aluminium	857	83	1
DG300	28-54	Chapa / Steel / <i>Acier</i>	1187	83	1
DG3A0	28-54	Aluminio / Aluminium	1187	83	1
DG400	35-49-80	Chapa / Steel / <i>Acier</i>	1487	83	1
DG4A0	35-49-80	Aluminio / Aluminium	1487	83	1


ASIMÉTRICO i / ASYMMETRICAL i / ASYMÉTRIQUE i



Ref.	Potencia Watts <i>Puissance</i>	Material	L	D	Embalaje Packaging <i>Emballage</i>
	(W)		(mm)		
T8					
DD400	15	Chapa / Steel / <i>Acier</i>	471	30	1
DD4A0	15	Aluminio / Aluminium	471	30	1
DD100	18	Chapa / Steel / <i>Acier</i>	624	30	1
DD1A0	18	Aluminio / Aluminium	624	30	1
DD600	30	Chapa / Steel / <i>Acier</i>	928	30	1
DD6A0	30	Aluminio / Aluminium	928	30	1
DD200	36	Chapa / Steel / <i>Acier</i>	1233	30	1
DD2A0	36	Aluminio / Aluminium	1233	30	1
DD300	58	Chapa / Steel / <i>Acier</i>	1534	30	1
DD3A0	58	Aluminio / Aluminium	1534	30	1
T5					
DH100	14-24	Chapa / Steel / <i>Acier</i>	587	30	1
DH1A0	14-24	Aluminio / Aluminium	587	30	1
DH200	21-39	Chapa / Steel / <i>Acier</i>	857	30	1
DH2A0	21-39	Aluminio / Aluminium	857	30	1
DH300	28-54	Chapa / Steel / <i>Acier</i>	1187	30	1
DH3A0	28-54	Aluminio / Aluminium	1187	30	1
DH400	35-49-80	Chapa / Steel / <i>Acier</i>	1487	30	1
DH4A0	35-49-80	Aluminio / Aluminium	1487	30	1

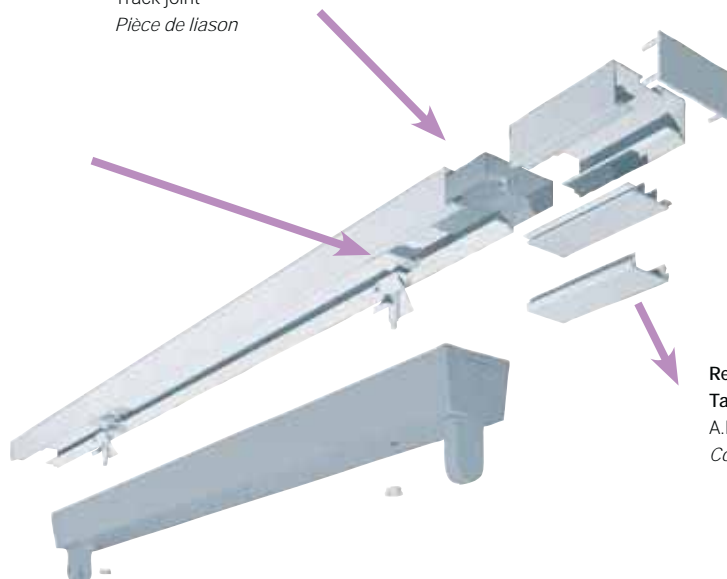
3.2

CARRILES Y ACCESORIOS TRACKS AND ACCESSORIES / RAIL ET ACCESSOIRES




Carril Track Rail	T8			T5		Tapa final End cap Embout	Empalme Track joint Pièce de liaison	Sujeción a carril Fastener for track Fixation au RAIL	
	Perfil Profile Profile	Carril Track Rail	Carril Track Rail	Carril Track Rail	Carril Track Rail				Carril Track Rail
	3070 (mm) 2 X 58	3700 (mm) 3 X 36	4620 (mm) 3 X 58	3000 (mm) 2 X 35/49	3598 (mm) 3 X 28/54				
	Ref.	Ref.	Ref.	Ref.	Ref.	Ref.	Ref.	Ref.	
CHAPA ACERO / LACQUERED STEEL / ACIER LAQUÉ 25 X 67,2 (mm)		D0059	D0060	D0174	D0039	D0125	D0034	D0064	D0063

Ref. D0063
Sujeción a carril
Fastener for track
Fixation au RAIL

Empalme de carril
Track joint
Pièce de liaison




Ref. D0070
Tapa ciega de A.B.S.
A.B.S. track cap
Couvercle en A.B.S.

Ref.	D0191	D0025	D0074
			
	Fijación carril a perfil techo desmontable Track fastener to removable ceiling profile Fixation de carril au profil du plafond démontable	Tapa final difusor End cap for diffuser Embout diffuseur	Pieza alineación reflectores Reflector alignment piece Pièce d'alignement des réflecteurs

Difusor / Diffuser / Diffuseur

Ref.	D0026	D0027	D0029	D0030	D0031
(W)	15	18	30	36	58

Suspensiones / Suspensions / Suspensions

	Carril Track Rail	22,5 - 25	D0156	D0157	D0158	D0159	D0160	D0161
	Medida (mm)		Tija 95 Stem 95 Tige 95	Tija 250 Stem 250 Tige 250	Tija 500 Stem 500 Tige 500	Tija 1000 Stem 1000 Tige 1000	Tija 1500 Stem 1500 Tige 1500	con cable de acero 1900 With steel cable 1900 Avec câble en acier 1900




ACCESORIOS
ACCESSORIES
ACCESOIRES




3.2


CARRILES Y ACCESORIOS TRACKS AND ACCESSORIES / RAIL ET ACCESSOIRES

CARRIL 5 HILOS / 5 WIRES TRACK / RAIL SUPPORT 5 FILS


Carril Track Rail	Perfil Profile Profile	T8			T5	
		Carril Track Rail	Carril Track Rail	Carril Track Rail	Carril Track Rail	Carril Track Rail
		3070 (mm) 2 X 58	3700 (mm) 3 X 36	4620 (mm) 3 X 58	3000 (mm) 2 X 35/49	3598 (mm) 3 X 28/54
	Ref.	Ref.	Ref.	Ref.	Ref.	
25 X 67,2 (mm)		D0043	D0047	D0172	D0179	D0180

CARRIL 7 HILOS / 7 WIRES TRACK / RAIL SUPPORT 7 FILS

Carril Track Rail	Perfil Profile Profile	T8			T5	
		Carril Track Rail	Carril Track Rail	Carril Track Rail	Carril Track Rail	Carril Track Rail
		3070 (mm) 2 X 58	3700 (mm) 3 X 36	4620 (mm) 3 X 58	3000 (mm) 2 X 35/49	3598 (mm) 3 X 28/54
	Ref.	Ref.	Ref.	Ref.	Ref.	
CHAPA ACERO / LACQUERED STEEL / ACIER LAQUÉ 25 X 67,2 (mm)		D0044	D0048	D0173	D0181	D0182




Conexión entre carriles / Connection between tracks / Connecteur de RAIL



Ref.

D0070

Tapa ciega de A.B.S.
Track cap on A.B.S.
Couvercle en A.B.S.



D0066

Tapa ciega de aluminio
Aluminium track cap
Couvercle en aluminium



Ref.

D0034

Tapa final de carril de chapa 25x64
End cap for lacquered steel track 25x64
Embout final du rail support d'acier 25x64



D0191

Fijación carril a perfil techo desmontable
Track fastener to removable ceiling profile
Fixation de carril au profil du plafond démontable





























































(*) No disponible para MiniDelta
For Minidelta model not available
Non disponible pour Minidelta

Para luminarias de 2 tubos con reflector debe usarse el portalámparas G13 doble.
For 2 tubes light fitting with reflector have to use double G13 lampholder.
Pour les luminaires avec 2 lampes et réflecteur doit être utilisé porte lampes double G13.

ACCESORIOS DELTA / DELTA ACCESORIES / ACCESSOIRES DELTA

1-10
DALI

EMERGENCY
1h / 3h

	Cuerpo luminaria tubo policarbonato Polycarbonate luminaire body Corps du luminaire tube polycarbonate		Cuerpo extrusion Aluminum body Corps aluminium		Rango de temperaturas Temperatures range Tranche de temperatures
	Cuerpo luminaria metacrilato Methacrylate luminaire body Corps du luminaire méthacrylate		Cuerpo Acero Prelacado Pre-lacquered steel body Corps en acier prélaqué		Ensayo hilo Glow wire test Essais fil incandescent
	Cuerpo luminaria vidrio borosilicato Glass borosilicate luminaire body Corps du luminaire verre borosilicate		Cuerpo Aluminio Prelacado Pre-lacquered aluminum body Corps en aluminium prélaqué		Alto factor High Factor Hautes temperatures
	Cuerpo luminaria ABS ABS luminaire body Corps du luminaire ABS		Cuerpo ABS ABS body Corp ABS		Conector rápido Quick Connector Connecteur rapide
	Cuerpo luminaria poliestireno Polystyrene luminaire body Corps du luminaire polystyrène		Difusor Policarbonato Polycarbonate Diffuser Diffuseur Polycarbonate		Entrada cablesosca M25 (2e) M25 Cable entry (2e) Entrée de câbles a vis M25 (2e)
	Cuerpo aluminio Extrusion Aluminum Body Corps extrusion aluminium		Difusor Policarbonato Opal Opal Polycarbonate Diffuser Diffuseur Polycarbonate Opal		Regulación de flujo Dimmable equipment Ballast gradable
	Cuerpo hierro Iron body Corps fer		Difusor Poliestireno Polystyrene Diffuser Diffuseur Polystyrène		Módulo LED LED Module Modules LED
	Tapas Aluminio pintado Painted Aluminum end caps Embouts aluminium peint		Difusor PC/ACRIL PC/ACRIL Diffuser Diffuseur PC/ACRIL		Tubo LED LED Tube Tube LED
	Tapa acero INOX Stainless Steel 304 end caps Embouts INOX 304		Lamas ABS ABS louvers Lames ABS		Tubo fluorescencia Fluorescent Tube Tube Fluorescent
	Tapa acero INOX Stainless Steel 316 end caps		Lamas ABS - PC ABS - PC louvers Lames ABS - PC		Tubo LED o Tubo fluorescente LED Tube or fluorescent tube Tube LED ou Tube fluorescent
	Tapas ABS ABS Plastic end caps Embouts PLASTIQUE ABS		Abrazaderas acero cincado Galvanized Steel Clamps Fixations acier zingué		Fuente de luz Light source Source de lumière
	Tapas Policarbonato PC Plastic end caps Embouts PLASTIQUE PC		Brazaderas acero inox Stainless Steel Clamps Fixations INOX		Fuente de luz Light source Source de lumière
	Tapas Plástico Metalizado Metalized Plastic end caps Embouts PLASTIQUE CHROMÉ		Abrazaderas cierre rápido Quick opening stainless steel Fixations INOX ouverture à grenouillère		Fuente de luz Light source Source de lumière
	Tapas Zamak Niquelado Nickel-plated ZAMAK end caps Embouts ZAMAK NICKELÉ		Abrazaderas PC antivandálica Vandalism PC Clamps Fixations INOX ouverture à grenouillère		Zona ATEX EX Area ATEX Zone
	Tapas acero niquelado Nickel-plated steel end caps Embouts Acier Nickelé		Abrazaderas ABS ABS Clamps Fixations PMMA antivandalisme		Sistema de emergencia Emergency Sistem Système d'urgence
	Aluminio Anodizado Anodized aluminum Aluminium anodisé		Aro ABS ABS Ring Fixations ABS		Grupo de riesgo fotobiológico Photobiological risk group Group de risqué fotobiologique
	Reflector Aluminio brillo Reflector Aluminum Gloss Réflecteur Aluminium brillant		Abrazaderas techo o pared Ceiling or wall Clamps Fixations murs et parois		Índice MacAdam MacAdam Ellipse Taux MacAdam
	Reflector chapa lacada blanca White lacquered steel Reflector Réflecteur tôle laquée blanc		Prensaestopa Cable Gland Presse étoupes		Índice de deslumbramiento unificado Unify glare rating Taux d'éblouissement
	Reflector acero lacado blanco White Lacquered Steel Reflector Réflecteur acier lacqué blanc		Empotrable para lámpara Embedded for lamps Encastrable pour lamp		Índice cromático Chromatic Index Taux chromatique
	Reflector acero galvanizado Galvanized Steel Reflector Réflecteur acier galvanisé		Brida suspensión perforación 18mm Clamps suspension borehole 18 mm Fixation avec suspension perforation 18 mm		Vida útil Useful life Durée de vie